

June 2016

Marketing Bulletin

CritiCool Version 6.1 – Touch Screen

The **CritiCool** is a Targeted Temperature Management (TTM) machine which regulates the patient's temperature in an effective and precise manner.

The desired temperature is preset with a possible range of target temperatures between 32-37°C.

The **CritiCool** device functions as a control unit constantly monitoring the patient's core temperature and as a cooling/heating device which brings the circulating water into the CureWrap to the required temperature by using its on-board body temperature control algorithm.

MTRE is releasing a new version 6.1 for CritiCool devices

This version will be installed on all new machines as of June 2016.

The new 6.1 version of CritiCool has a new 5.7" touch color display, with a simple and friendly Graphic User Interface (GUI).

An upgrade kit is offered to CritiCool users of the earlier versions.

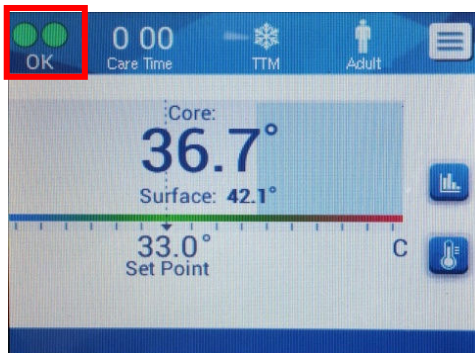
The 6.1 SW version includes the following main new features:

1. A new Start Screen with 4 options:

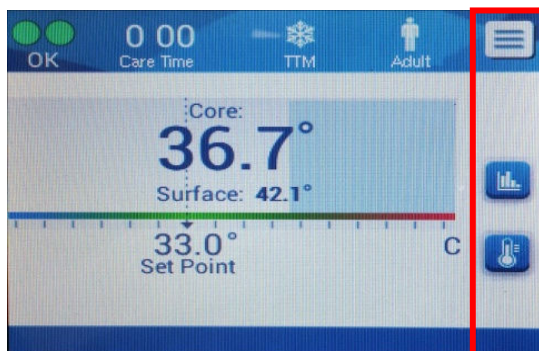
TTM is the default, but by a simple touch on the screen, the user can choose the preferable mode of action.



2. Once the mode is chosen, a user friendly interface appears, which includes:
 - 2.1 OK & Circulation Icon- The icon represent the operation of the machine. It is a dynamic moving icon and enables the staff to see from far that the system is working.



- 2.2 There are 4 Soft buttons on the right side of the main screen:
 - 2.2.1 Menu / ESC
 - 2.2.2 Set point adjust/move right
 - 2.2.3 Open chart/move left
 - 2.2.4 A confirmation "OK" button appears when verification is needed



- 2.3 An alarm icon appears only when alarm is sounded. This icon is informative only.

****Please note that in order to simplify the use and as a redundancy option, for every Touch key there is an option to use a Hard key button located on the right of the panel.**

- 3 By touching the MENU icon, a list of procedural options appears:



The operator can choose the mode or settings of the machine by a simple touch of the wanted option.

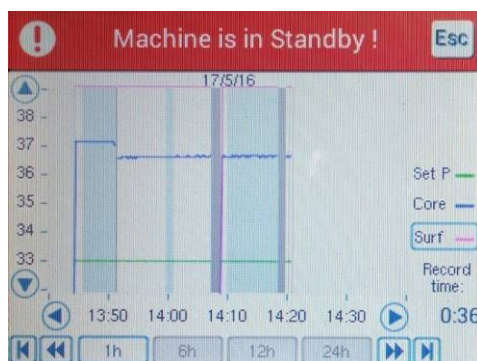
4 Settings Screen

4.2 The SETTING screen is protected by a password, known only for the authorized personnel.

4.3 The SETTINGS has 2 tabs: for the patient's settings and the Adjustable Patient alarms.

5 Graph Screen

This screen is selected from the main menu. It has a number of new features:



5.1 Three temperature lines appear on the Graph:

5.1.1 Core Line in BLUE

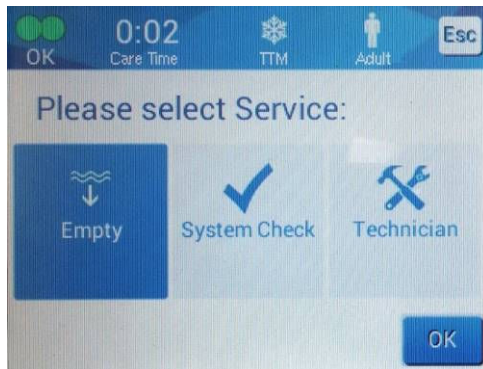
5.1.2 Surface Line in MAGENTA

5.1.3 Set Point in GREEN

5.1.4 Data Storage duration > 10 days

6 Service Screen

This screen has 3 options to choose from by touching the preferred one.



7 Technician Screen

7.2 This screen has all the technical information of the system.

7.3 Technician screen is protected by a password, known only to the technician.

8 Types of alarms:

8.1 The following alarms are sounded, as per 60601-1-8:

8.1.1 Clinical alarms

8.1.2 Technical alarms

8.1.3 Constant alarm

8.2 There are no new alarms messages but all are now part of the new touch screen interface:

8.2.1 An Alarm Icon will appear to the right of the panel.

8.2.2 An OK confirmation button will appear for the alarm messages that need verification to allow to continue.



- For further information of the CritiCool Pro – Please contact MTRE service department.
- For further knowledge on the technical changes – please consult with MTRE Service department.
- For field upgrade of CritiCools to version 6.1 – See CritiCool 6.1 Upgrade Service Bulletin.

For any assistance please contact

MTRE's Service Department: Roman_g@mimi.co.il

or

Our Product Manager: ayelet.dl@mimi.co.il